



THE REPUBLIC OF UGANDA



UGANDA MALARIA SURVEILLANCE PROJECT

Mulago Hospital Complex, P.O.Box 7475, Kampala, Tel. 041-530692, Fax 041-540524;
e-mail mu-ucsf@infocom.co.ug

Inpatient Surveillance Monthly Report

January 2012

Introduction

The Uganda Malaria Surveillance Project (UMSP) was formed in 2001 as a collaboration between researchers at the Makerere University-University of California San Francisco malaria research collaboration and the Ministry of Health. Although Uganda's Health Management Information System (HMIS) remains the primary source of malaria morbidity and mortality data, there are several limitations to this data. To address some of these limitations, UMSP started an inpatient health facility-based surveillance system in different epidemiological settings. The program began in 2010 with the goal of including 6 sentinel district hospitals by July 2011. The objective of this surveillance system is to provide accurate and timely data on malaria morbidity and mortality patterns among hospitalized children at participating sites to help guide policy makers and other stakeholders.

This monthly report is comprised of a table and graphs highlighting malaria indicators of morbidity and mortality including treatment practices at participating sites for a specified month. The table below provides a summary of the total number of hospitalized children per site who fulfil each of the criteria for specified indicators. For each indicator a bar graph allowing for comparison of results across the sites is generated, each bar representative of the results (in proportions) for each site for that particular indicator.

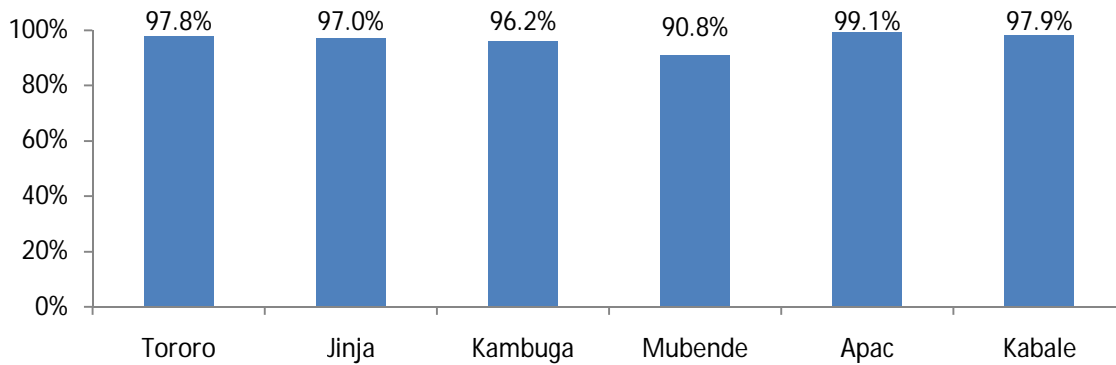
A list of definitions of terms used in the report and a table showing the numerators and denominator used to determine the indicators as proportions are included in the Appendix section (last page).

Absolute numbers of children hospitalized

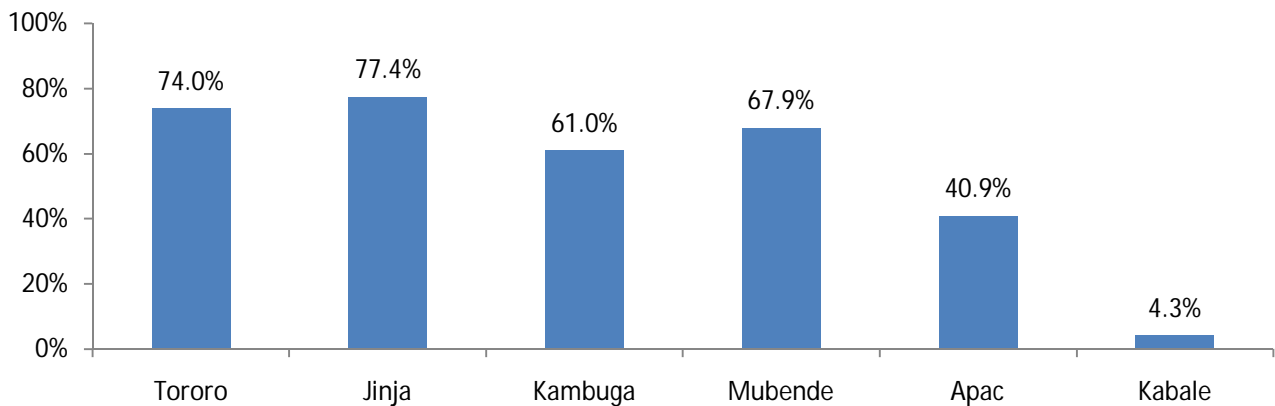
Site	Total	Hospitalized children under 5 years of age only						
		< 5 years	Any malaria lab test result	Clinical diagnosis of malaria	Lab confirmed malaria	Lab confirmed complicated malaria	Any death	Lab confirmed death with malaria
Tororo Hospital	435	401	392	296	277	213	3	2
Jinja Hospital	856	710	689	547	360	247	23	3
Kambuga Hospital	105	78	75	47	28	25	2	2
Mubende Hospital	302	262	238	178	97	91	8	3
Apac Hospital	276	222	220	90	72	34	8	0
Kabale Hospital	111	94	92	4	3	2	5	0

Data below only includes children under 5 years of age admitted to the hospital

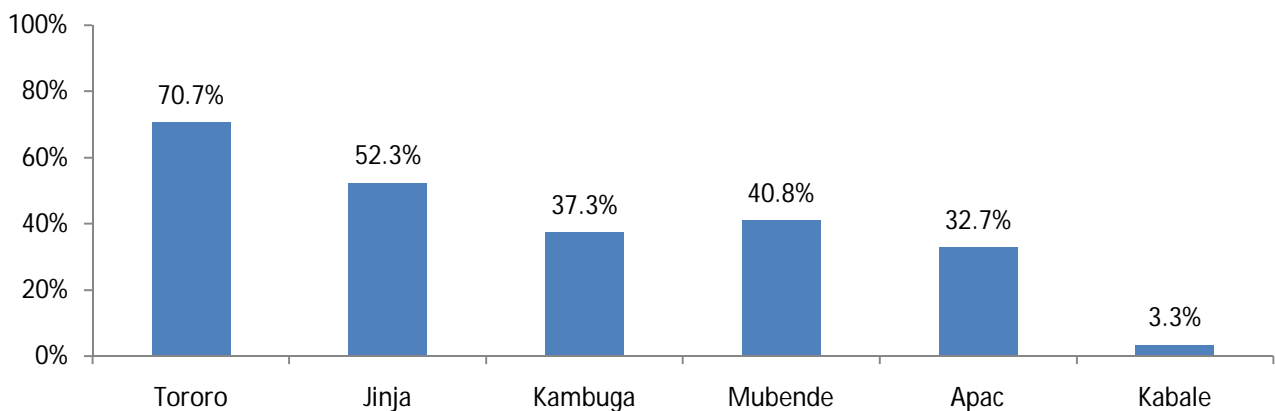
Proportion of patients with any malaria diagnostic test result during hospitalization



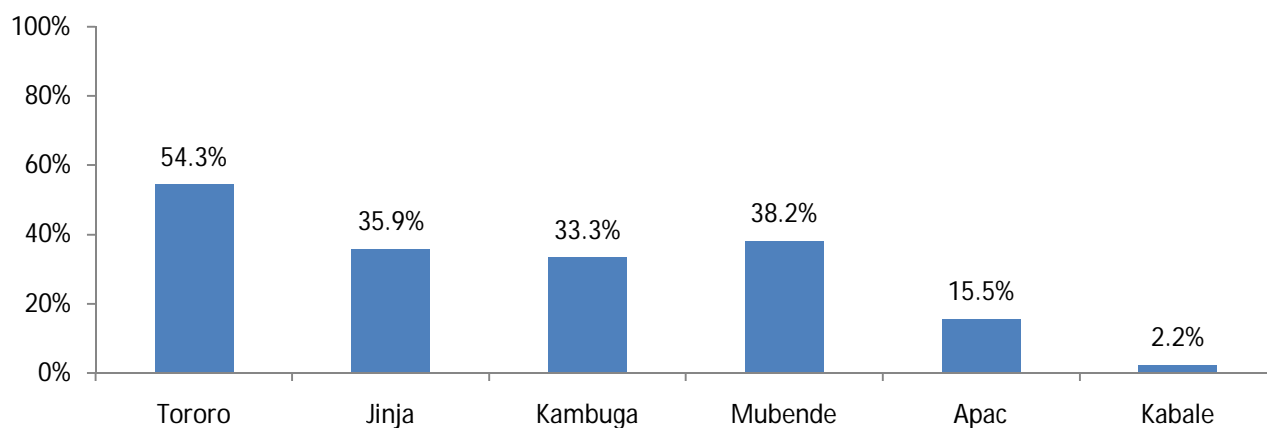
Proportion of patients with clinical diagnosis of malaria at discharge



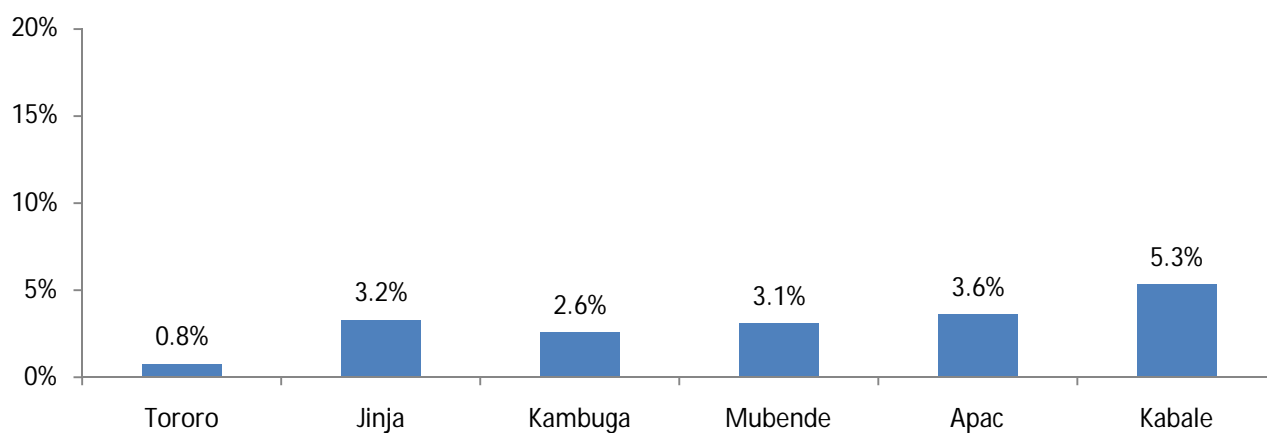
Proportion of patients with laboratory confirmed malaria



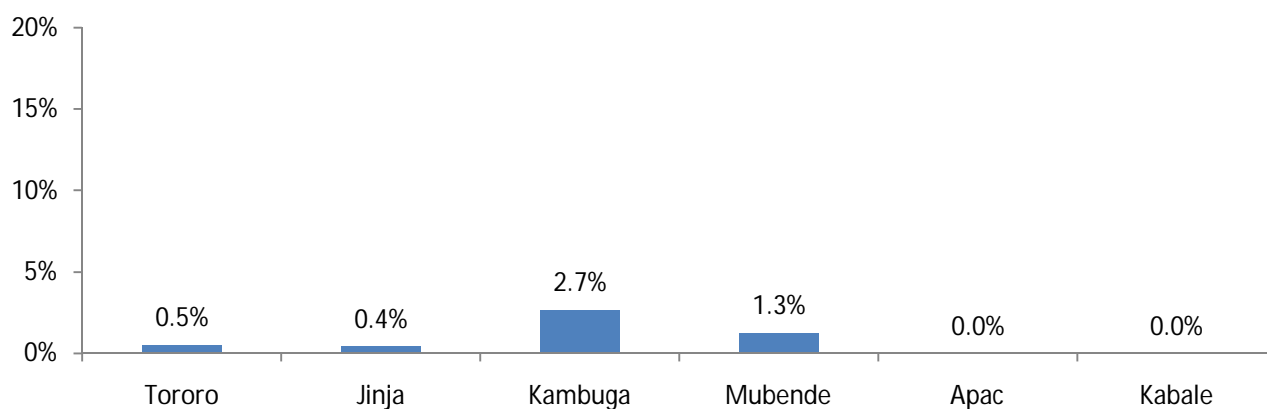
Proportion of patients with laboratory confirmed complicated malaria



Proportion of patients who died from any cause during hospitalization

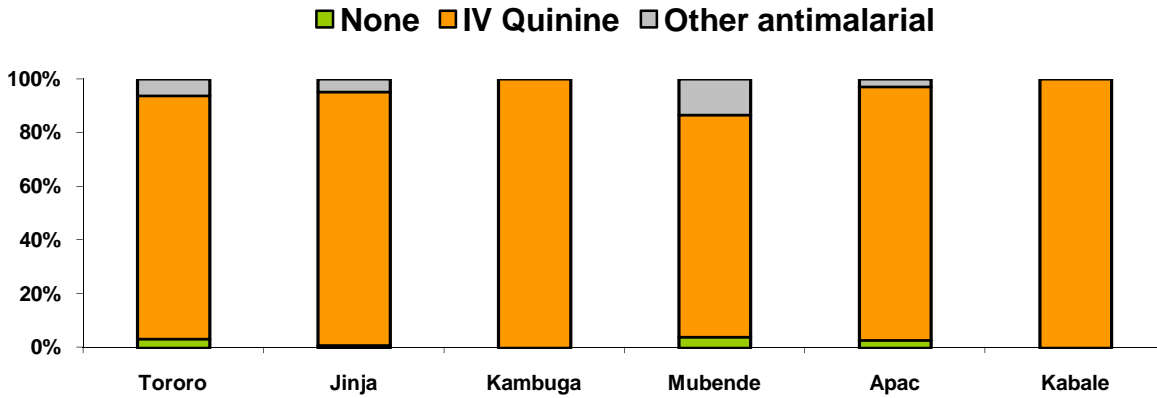


Proportion of patients who died with laboratory confirmed malaria during hospitalization

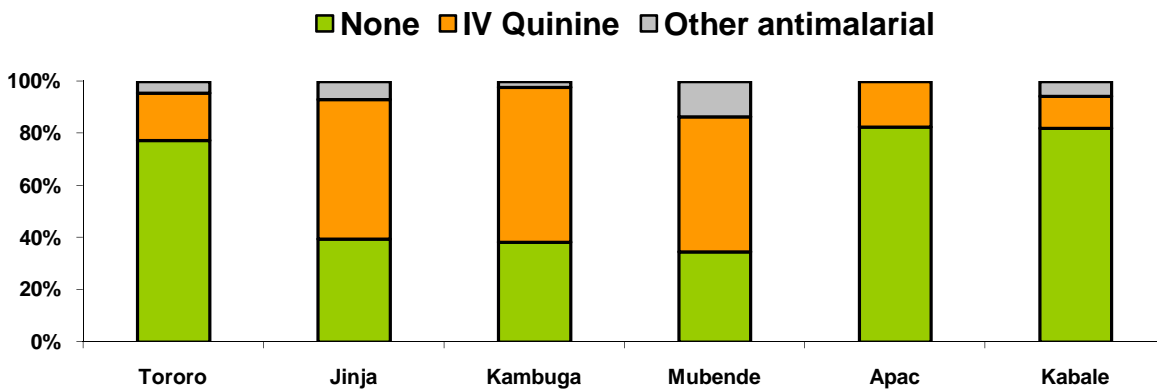


Antimalarial treatment practices based on laboratory testing

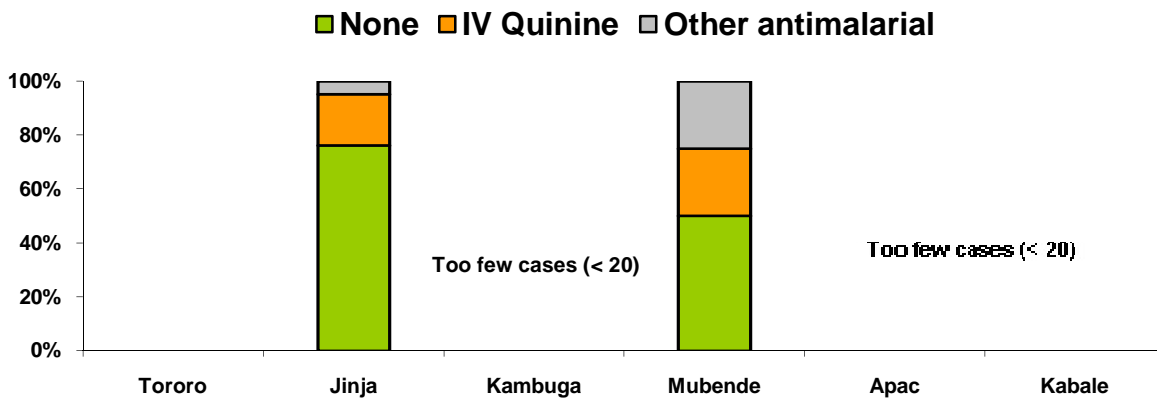
Any positive laboratory test result



Only negative laboratory test results



No laboratory test done



Appendix I. Definitions

Laboratory confirmed malaria: Any hospitalized child with a positive malaria test (thick blood smear or RDT) result

Clinical diagnosis of malaria: Any hospitalized child with a final discharge diagnosis of malaria (confirmed or unconfirmed) as indicated by the clinician.

Laboratory confirmed complicated malaria: Any hospitalized child with a positive malaria test result and fulfils any of the following: 1) any criteria for severe malaria. 2) one or more general danger signs (vomiting everything, inability to drink, feed or breastfeed, lethargy or unconscious or convulsions) or 3) dies during hospitalization

Indicators expressed as proportions

Indicator	Definition
Proportion of hospitalized children < 5 years of age with malaria diagnostic test result	<p>Numerator: Number of hospitalized children < 5 years of age with a malaria test result</p> <p>Denominator: Number of hospitalized children < 5 years of age</p>
Proportion of hospitalized children < 5 years of age with a clinical diagnosis of malaria	<p>Numerator: Number of hospitalized children < 5 years of age with a final diagnosis of malaria</p> <p>Denominator: Number of hospitalized children < 5 years of age with any final diagnosis</p>
Proportion of hospitalized children < 5 years of age with laboratory confirmed malaria	<p>Numerator: Number of hospitalized children < 5 years of age with a positive malaria lab test</p> <p>Denominator: Number of hospitalized children < 5 years of age with a malaria test result</p>
Proportion of hospitalized children < 5 years of age with complicated malaria	<p>Numerator: Number of hospitalized children < 5 years of age with + lab test and complicated malaria</p> <p>Denominator: Number of hospitalized children < 5 years of age with a malaria test result</p>
Proportion of hospitalized children < 5 years of age who died of any cause	<p>Numerator: Number of hospitalized children < 5 years of age who died of any cause</p> <p>Denominator: Number of hospitalized children < 5 years of age with a disposition</p>
Proportion of hospitalized children < 5 years of age who died with malaria	<p>Numerator: Number of hospitalized children < 5 years of age who died with a positive malaria lab test</p> <p>Denominator: Number of hospitalized children < 5 years of age with a malaria test result & disposition</p>
Antimalarial treatment practices	<p>Numerator: Number in each treatment category stratified by malaria test results</p> <p>Denominator: Totals for each malaria test results strata</p>